

DuPage Airport Authority Economic & Fiscal Impact Analysis Highlights

- The DAA commissioned the extensive study in mid 2006 to illustrate the DAA's regional significance both today and in 2011.
- Impacts of on- and off- property firms, visitors, infrastructure improvements and airport/tech park-dependent industries were all measured.
- In 2006, the DAA, DuPage National Technology Park and Prairie Landing created \$373 million in local spending, 2,940 jobs and \$106 million in wages & salaries to DuPage County, Kane County and metro Chicago.

Susan Shea, Director of Aeronautics for the Illinois Department of Transportation agrees. "The DAA makes a significant contribution to regional and national air service capacity and infrastructure. The results of the study clearly demonstrate the importance of its aviation services and shows how innovative use of non-aviation land can substantially benefit local and regional economies and governmental treasuries."

- By 2011, the DAA will increase its contribution to the local economy by 329% to a staggering \$1.6 billion with \$1.1 billion occurring within DuPage County.
- Jobs generated by the DAA's presence in 2011 will grow 207% to 8,900. 4,580 of these jobs will be in DuPage County.
- The payroll related to these jobs in 2011 will total \$355 million for area workers.
- The DAA's economic impact to the region – particularly in 2011 – is as great as the nation's 5 busiest general/corporate aviation airports. DuPage Airport is the 29th busiest.
- DuPage, Kane and metro Chicago and its residents glean enormous economic benefits. The DAA creates a wide range of jobs – at major banks and corporate headquarters, research & development companies and academic institutions, at local hotels and eateries, and of course, in the airport-services industry.
- In 2006, the DAA directly generated \$3.8 million in tax revenues and will generate \$8.5 million in 2011. These figures only represent direct taxes created by the DAA and do not include the additional tax dollars generated by off-site spending, jobs and wages.

DuPage Airport Authority (DAA) Highlights

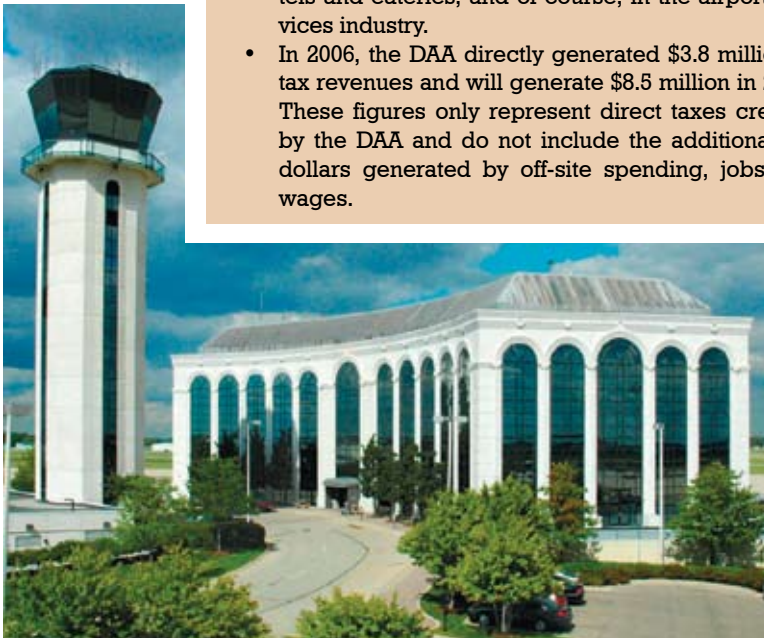
- DAA is truly unique from a national and international perspective
- Very few authorities across the country operate a bustling general/corporate aviation airport, a premier executive terminal, one of the most advanced technology parks in North America and an 18-hole golf course
- The DAA owns 4 ½ square miles
- More than 40 private aviation and non-aviation businesses call DAA home.
- 1,430 full-time and part-time people are employed at the DAA
- DuPage Airport has the most based aircraft (450) and the most turbo-prop and jet aircraft (92) in IL
- The airport is 3rd – 4th busiest airport in IL behind O'Hare and Midway
- DuPage is the only GA airport in the state with 4 active runways and 2 ILS approaches
- It is also the only GA airport in IL with a 24-hour FAA controlled tower
- DuPage is the only GA airport in the multi-state region with a 7,570 foot runway
- A US. Customs Office is on-site, processing 295 international travel clearances each year
- More than 15 corporate flight departments are located at the airport
- The DuPage Flight Center has been ranked #1 FBO in IL 3 years in a row in Aviation International News
- 108,000 square feet of new corporate hangar development has occurred in past 2 ½ years



*DuPage National
Technology Park*

DuPage National Technology Park (DNTP) Highlights

- True public/private partnership with Chicago's largest business park developer – CenterPoint Properties
- 800 total/420 developable acres
- 5.5 million square feet planned for technology, corporate, industrial and retail uses
- Designed to be a high-quality, campus-style business park
- \$40+ million invested in all new scalable technology and utility infrastructure engineered for data speed, redundancy and survivability
- 10 Gb bandwidth (or 800 times a T1 line) of fiber optic capacity is available with 99.999% uptime
- Adjacent to Fermi National Laboratory





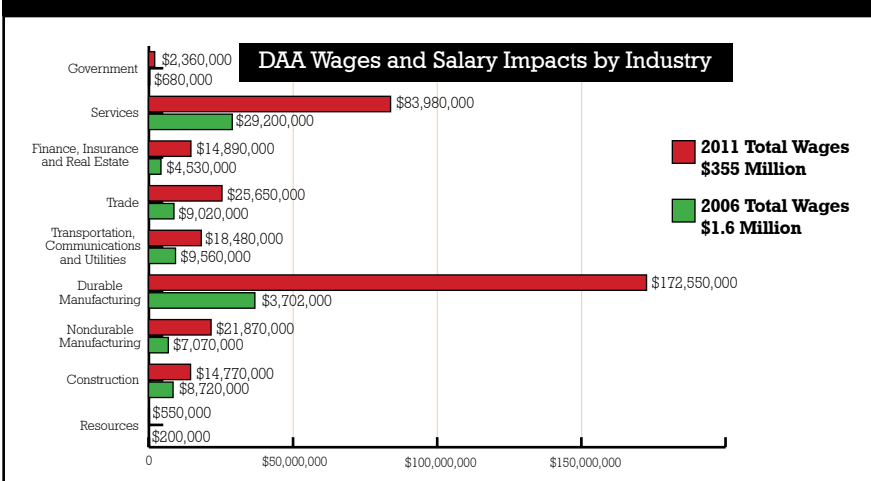
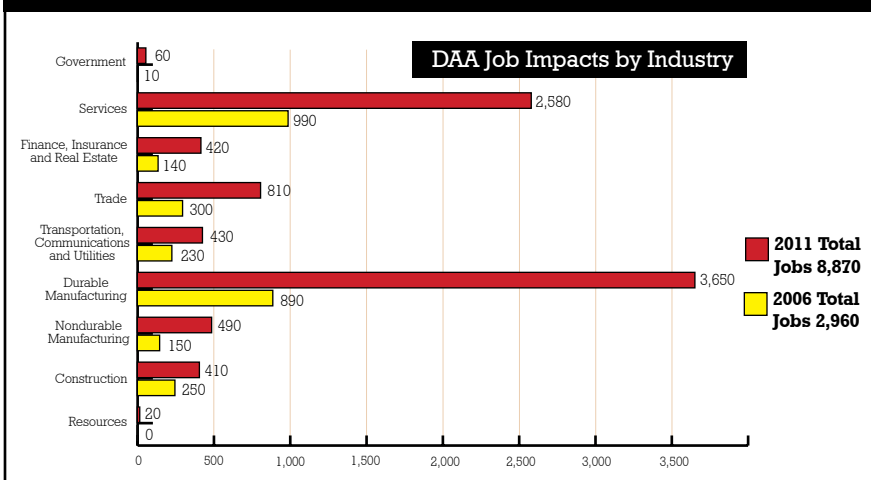
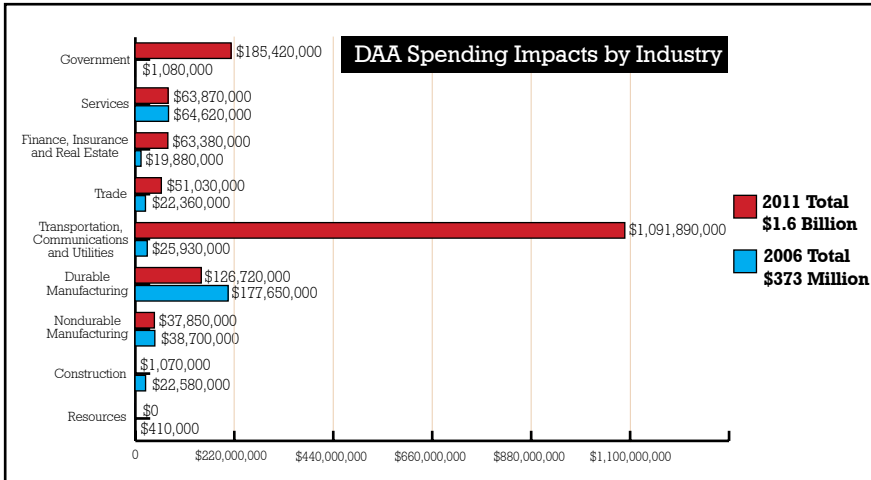
2006 Annual Economic Impacts of the DAA on the Chicago Metropolitan Area Economy

	Output	Employment	Income
Direct	\$201,040,000	1,430	\$51,460,000
Indirect	\$172,170,000	1,510	\$54,550,000
Total Impacts	\$373,210,000	2,940	\$106,010,000

2011 Annual Economic Impacts of the DAA on the Chicago Metropolitan Area Economy

	Output	Employment	Income
Direct	\$1,008,200,000	3,850	\$170,320,000
Indirect	\$619,760,000	5,050	\$185,870,000
Total Impacts	\$1,627,960,000	8,900	\$356,190,000

The benefits of the DAA in terms of the money spent, jobs created and wages earned in the local economy are significant. The charts below show how each industry sector benefits. (e.g.. **Services** – auto repair, entertainment, etc; **Trade** – department stores, gas stations; **Non-Durable Manufacturing** – Food manufactures such as ConAgra Foods, Sara Lee; **Durable Manufacturing** – Boeing, U.S. Cellular Corp; **Government** – law enforcement, emergency rescue)



Aviation Industry Cluster Relationships

Support Services

- Food Service
- Government
- Hotels
- Maintenance
- Manufacturing
- Retail
- Trucking
- Security
- Warehousing
- Professional Services

Technologies

- Flight Simulation
- GPS
- GIS
- Photonics
- Radar
- Data Centers
- R&D

Infrastructure

- The FAA
- IL Dept of Aeronautics
- The NTSB
- Flight Training
- Operations
- Civil Air Patrol

Client Industries

- Corporate offices
- Aerospace
- Business Travelers
- Cargo/Couriers
- Government
- Distribution
- Tourism
- Warehousing
- Biotech and other R&D
- Insurance
- Finance
- Telecom

